

(25' CAT6a STP  
network cable provided)

## Installation Guide:

### iBEAM PTZ HD Camera with Cellular Communication

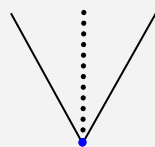
1. Attach camera to a pole or other mounting surface using provided straps.
2. Attach the communication box to the pole/mounting surface using the provided straps.
3. Gently pull the cable gland out of its seated location, then feed the network cable into the box and reseal the gland.
4. Plug the network cable into the open port of the PoE power supply.
5. Plug the unit into the appropriate power source as indicated on the PoE power supply.
6. After the camera has been mounted and plugged in for 15-20 minutes, you will receive an email\* with information regarding how to view your camera.
7. **\*If you don't see this email from our Support Team, please reach out to them at 800.403.0688 ext. 2 and they can verify the system is online.**

The Support Team is available Monday through Friday 8:00 am - 5:00 pm Mountain Standard Time. When calling, if they're assisting another customer please leave a voicemail and they'll return your call as soon as possible.

8. *Enjoy!*

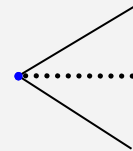
### Approximate Angle of View Estimator

Use this template on your site plan to estimate the approximate view from different locations.



#### 58° horizontal viewing angle (360° pan)

Max 111.4' of horizontal view for every 100' of distance from the project



#### 64.2° vertical viewing angle

Max 80.9' of vertical view for every 100' of distance from the project (40.5' of vertical view above the level of the camera for every 100' of distance from the project).

800.403.0688

www.ibeamsystems.com



### MOUNTING SPECIFICATIONS

The iBEAM PTZ HD Construction Camera includes mounting hardware designed for poles with a diameter of 1 1/2 - 16 in. It can also be mounted to beams.

For additional questions or support with your iBEAM PTZ HD camera, contact our Support Team: 800.403.0688 x 2



**Pole Diameter** 1 1/2 - 16in

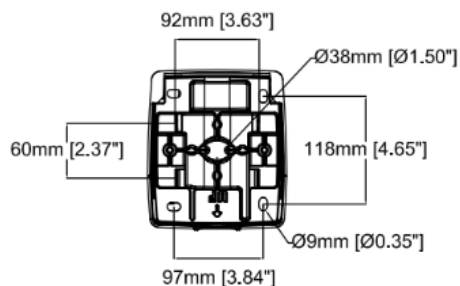
**Casing** NEMA 4X- and IK 10-rated powder-coated aluminum mount  
Color: white NCS S 1002-B

**Environment** Indoor  
Outdoor

**Dimensions** Camera size - 8.54" x 7.4"

**Weight** 2.5 kg (5.5 lb) without steel straps

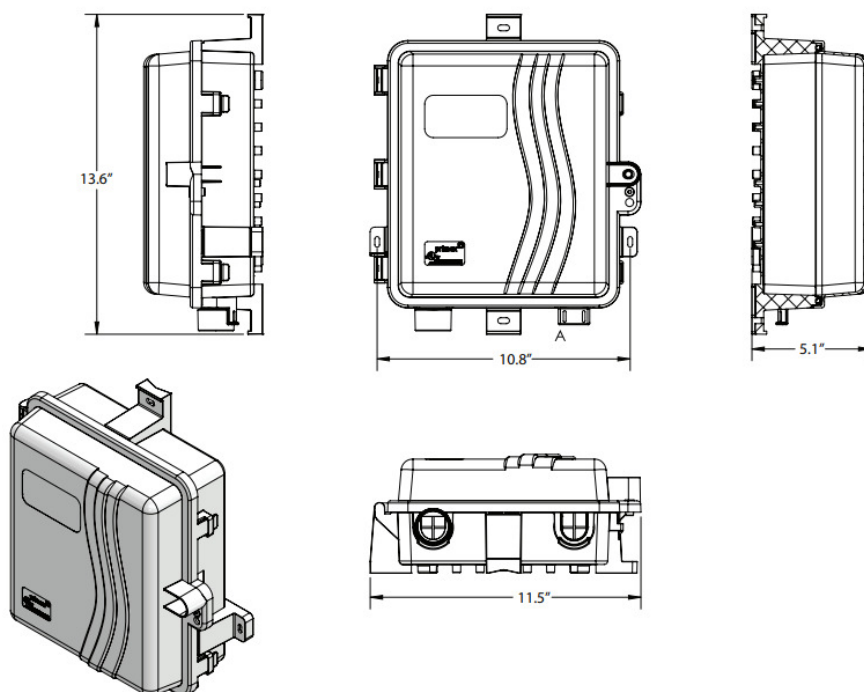
### Camera Pole Mount



#### Have Questions?

Connect with our Support Team for help:  
800.403.0688 x 2

### Comm Box Pole Mount



800.403.0688

[www.ibeamsystems.com](http://www.ibeamsystems.com)